



a PewResearchCenter project

Chronicling Latinos' diverse experience in a changing America

1615 L Street, NW, Suite 700
Washington, DC 20036
202-419-3600(main) 202-419-3608(fax)
www.pewhispanic.org

Latinos and College

Latinos Say A College Education Is Important

In order to get ahead in life these days, it's necessary to get a college education.

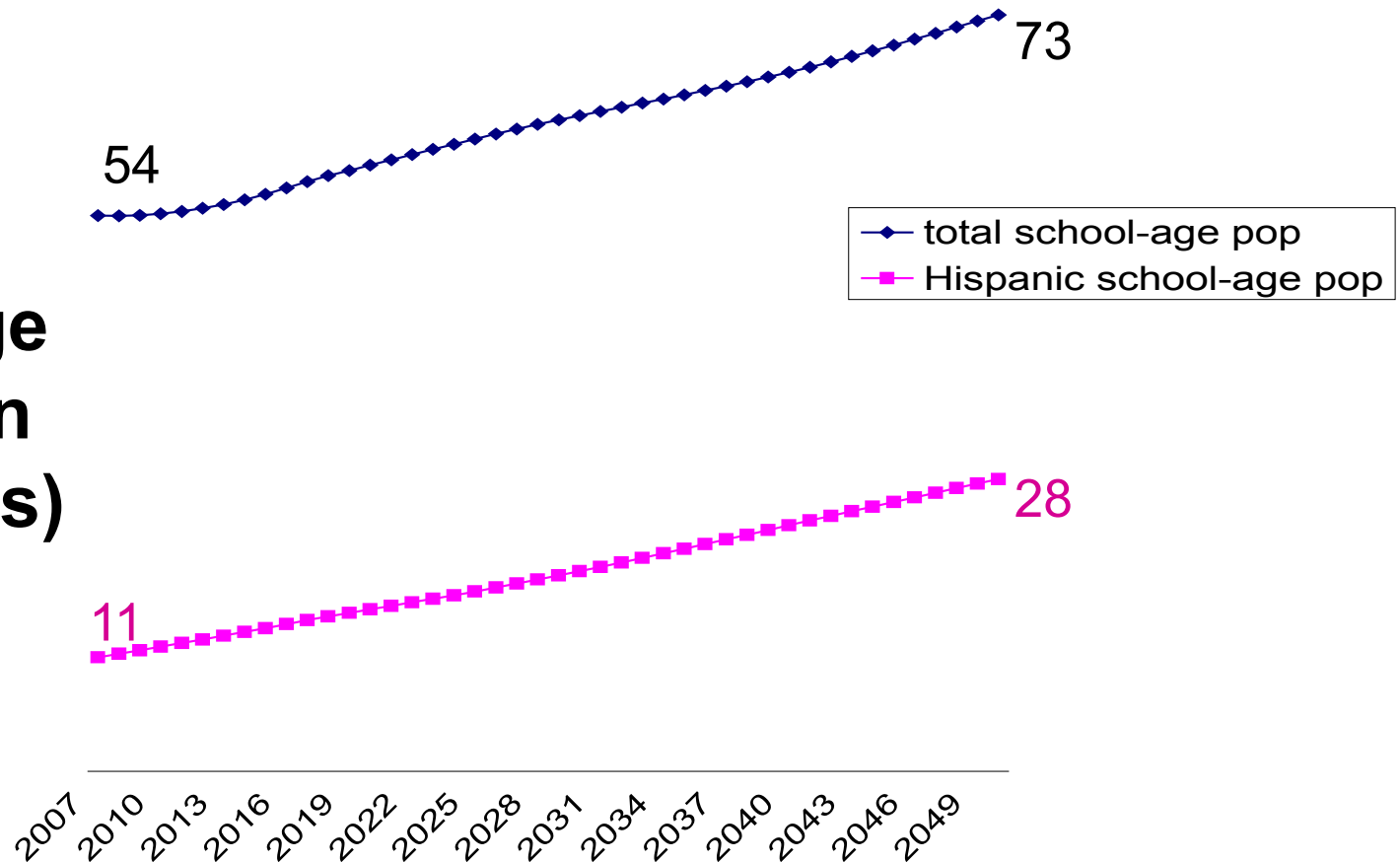
Percent who agree



Source: 2009 National Survey of Latinos for Latino sample; 2009 SDT America's Changing Workforce Survey for general U.S. population

Hispanics Projected to be Large Source of Growth in School-Age Population

**School-age
Population
(in millions)**




College Enrollments

Change in 18-24 Year-Old College Enrollment, 2009-2010



Source: Pew Hispanic Center analysis of the October 2010 Current Population Survey and U.S. Census Bureau, Current Population Survey, 1967 to 2009.


Share of 18-24 Year-Olds Enrolled in College, 1967-2010



Source: Pew Hispanic Center analysis of the October 2010 Current Population Survey and U.S. Census Bureau, Current Population Survey, 1967 to 2009.

18-24 Year-Old College Enrollment, 1967-2010

In millions



Source: Pew Hispanic Center analysis of the October 2010 Current Population Survey and U.S. Census Bureau, Current Population Survey, 1967 to 2009.

Booming Hispanic Enrollment Reflects More Than Demographics

- **Hispanic population growth**
- **More young Hispanics are finishing high school**
 - 18- to 24-year-old high school completion rate increased from 71% to 73%
- **More young Hispanic high school completers went to college**
 - College enrollment of Hispanic 18- to 24-year-old high school completers increased from 39% to 44%

Share of Hispanic 18-24 Year-Olds Completing High School, 1972-2010



Source: Pew Hispanic Center analysis of the October 2010 Current Population Survey and U.S. Census Bureau, Current Population Survey, 1967 to 2009.

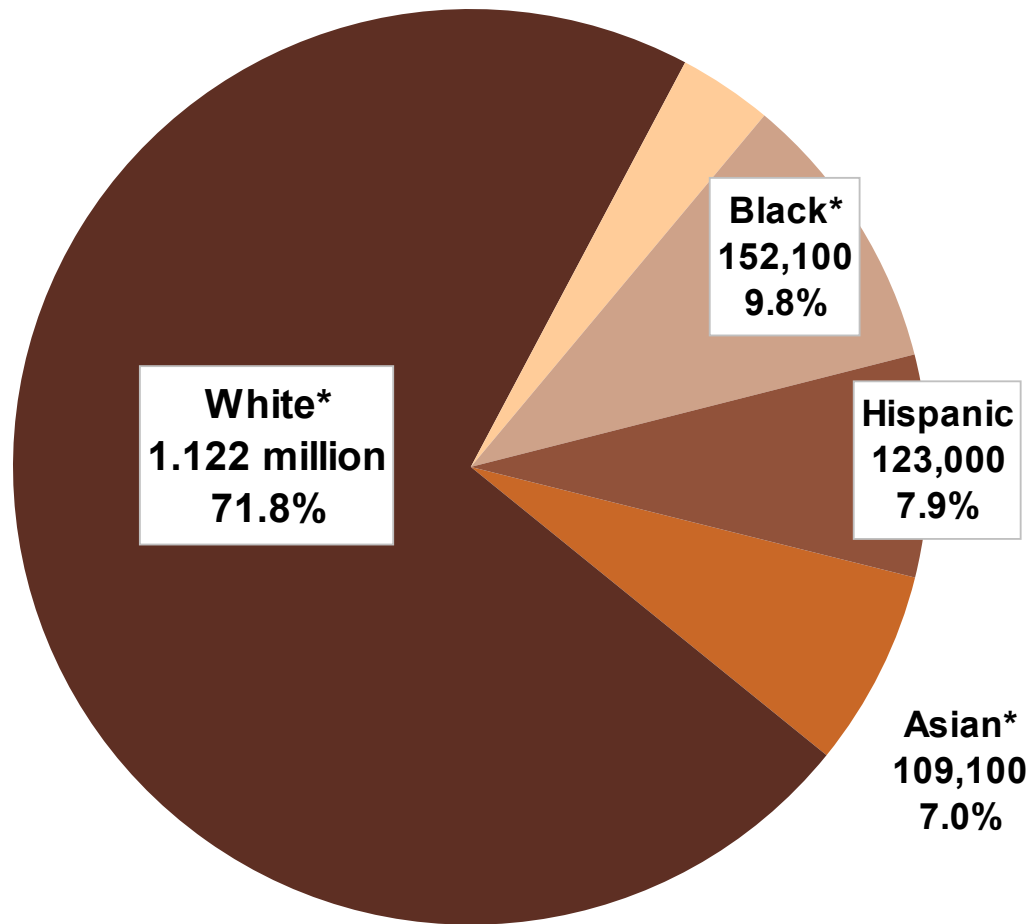
College Completion

Number of BA Degrees Conferred, 1977 to 2008

Number of BA Degrees Conferred, 1977 to 2008

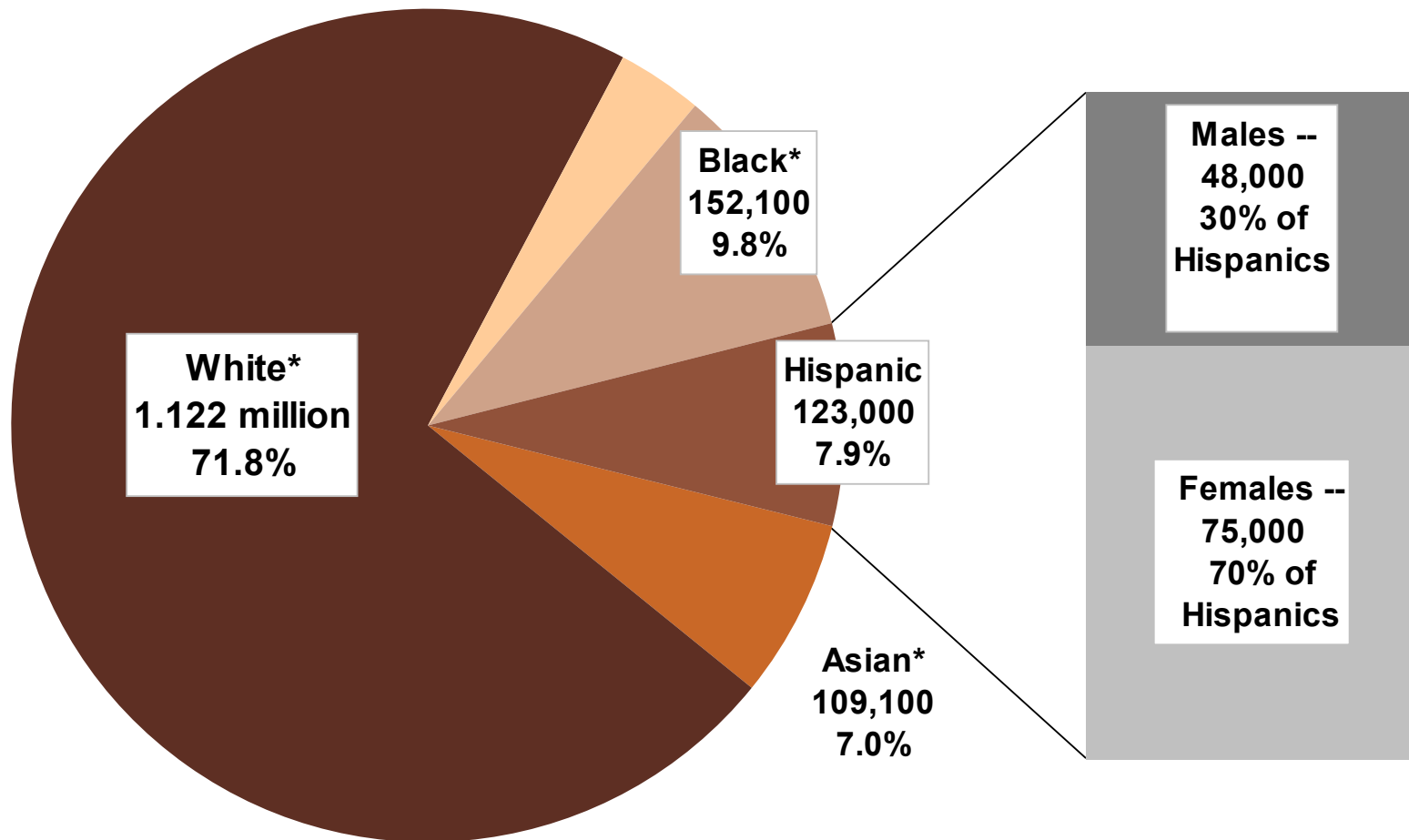
Demographic Composition of BA Degree Recipients, 2008

Number of degrees conferred — 1.563 million



Demographic Composition of BA Degree Recipients, 2008

Number of degrees conferred — 1.563 million





a PewResearchCenter project

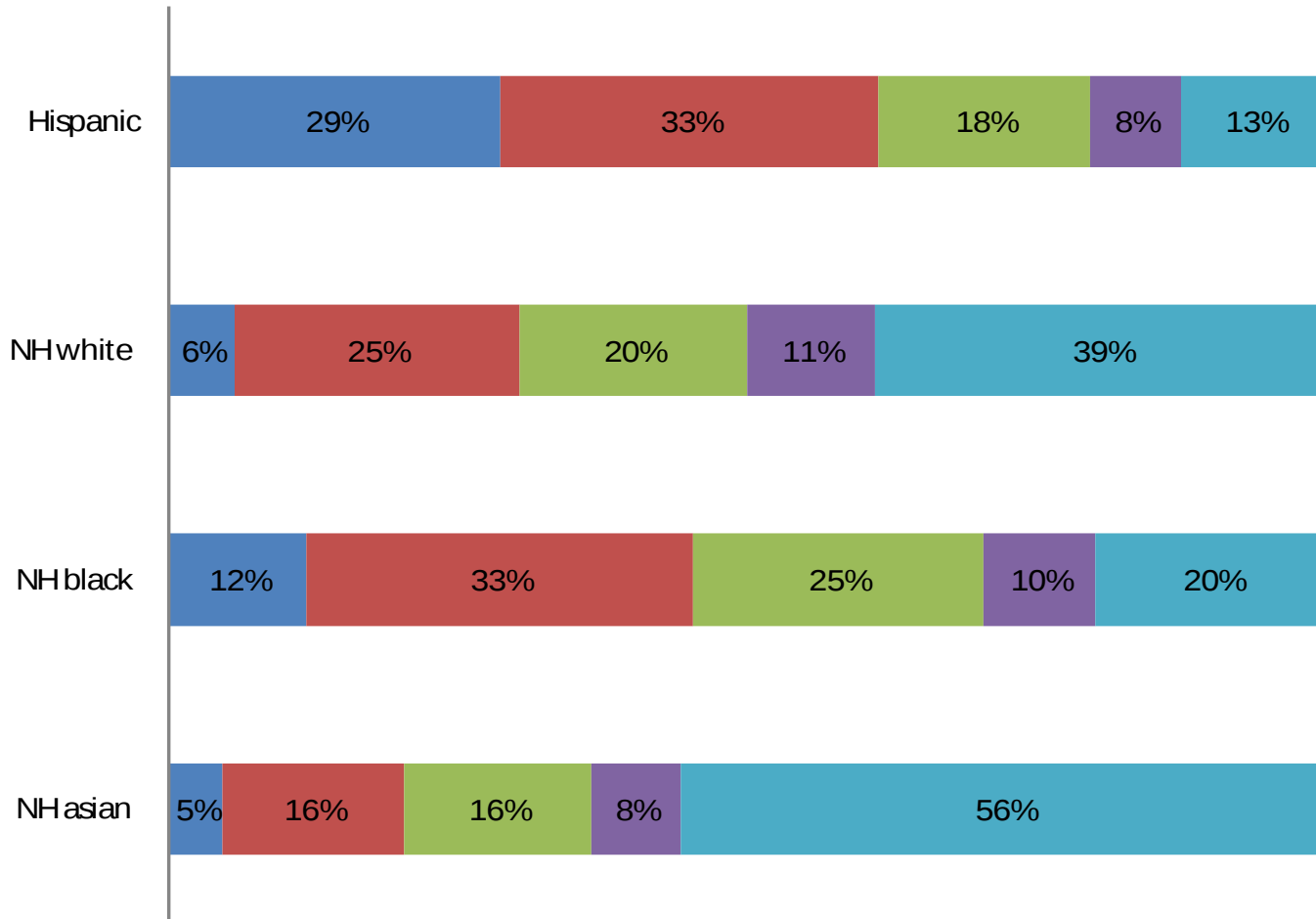
Chronicling Latinos' diverse experience in a changing America

1615 L Street, NW, Suite 700
Washington, DC 20036
202-419-3600(main) 202-419-3608(fax)
www.pewhispanic.org

Hispanic Educational Attainment

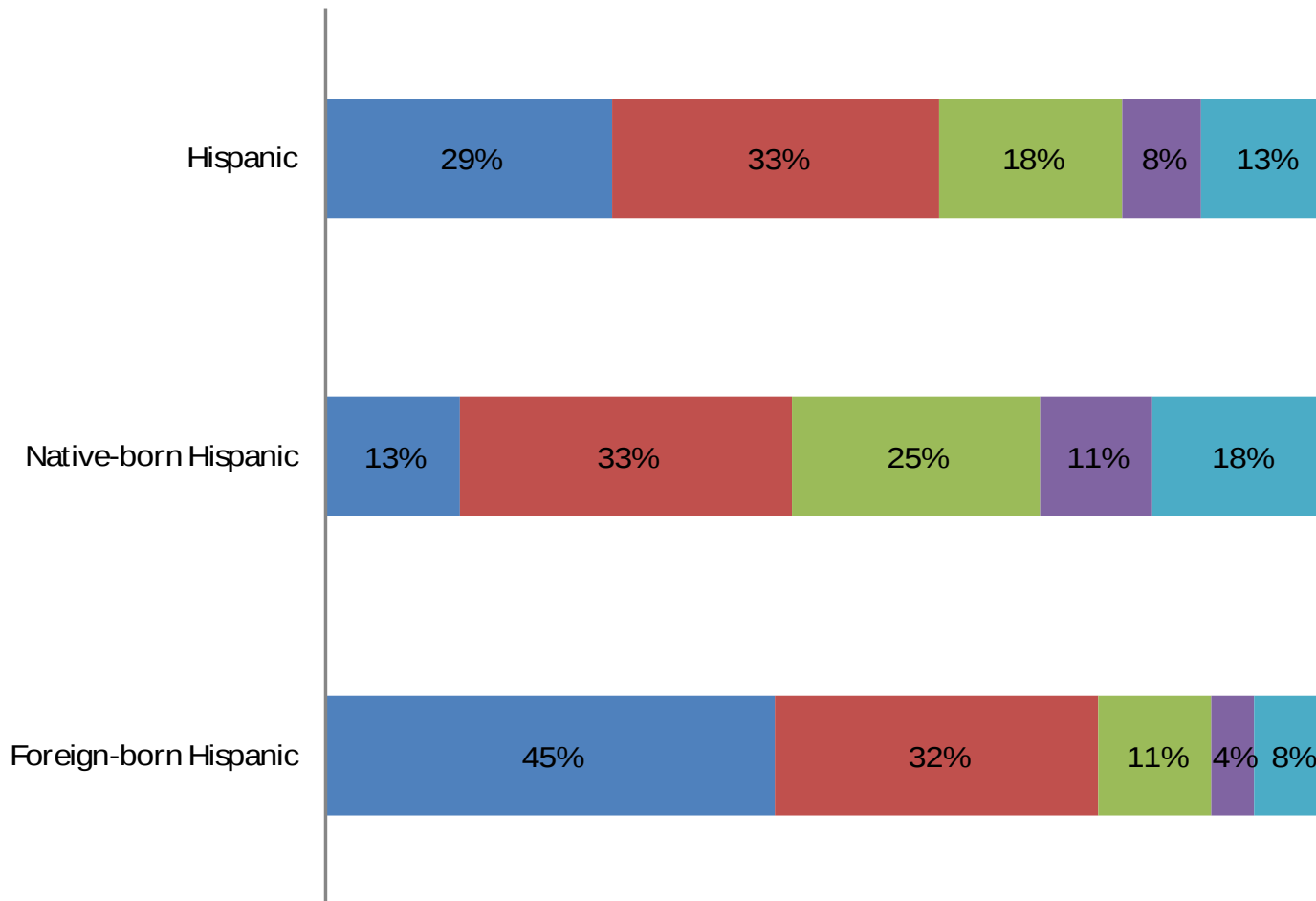
Educational Attainment of 25-to-29 Year-olds, 2011

■ less than hs ■ high school ■ some college (no degree) ■ Associate's degree ■ Bachelor's degree or higher



Educational Attainment of Hispanic 25- to-29 Year-olds, 2011

■ less than hs ■ high school ■ some college (no degree) ■ Associate's degree ■ Bachelor's degree or higher

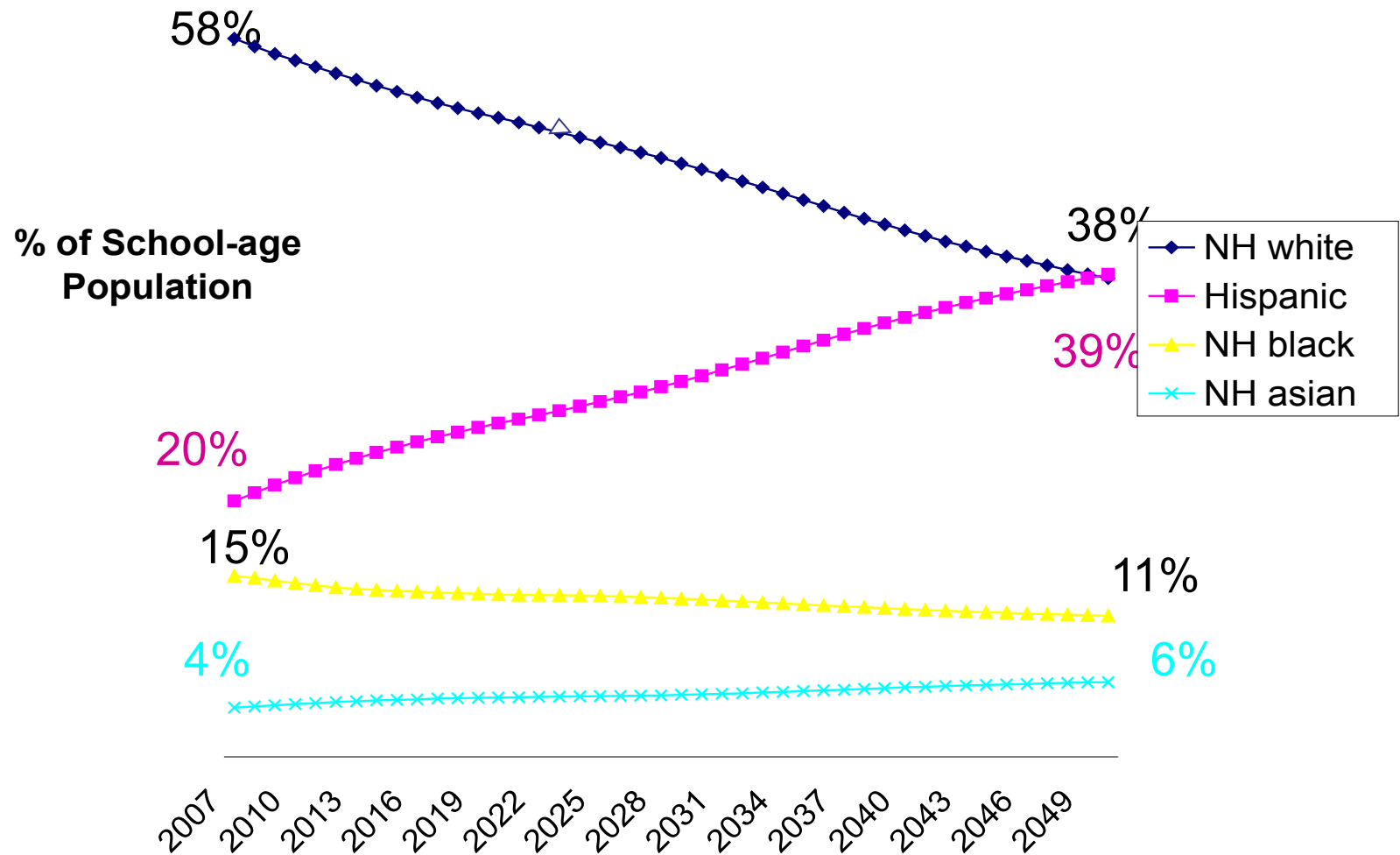


About the Center

About the Pew Hispanic Center

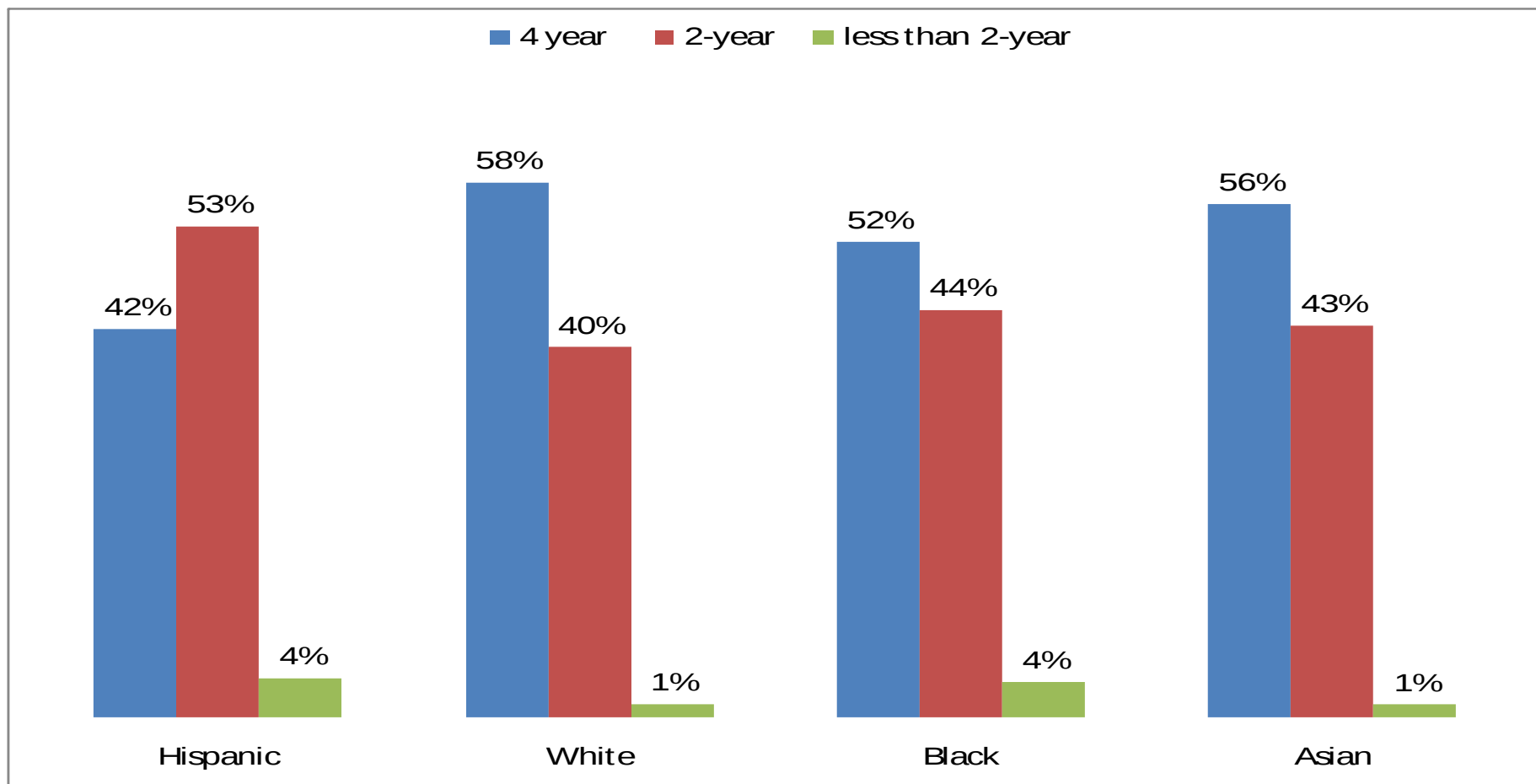
- PHC established in 2001
- Founding director: Roberto Suro
- Funded by The Pew Charitable Trusts
- A part of the Pew Research Center
- Purpose is to improve understanding of the diverse Hispanic population in the U.S. and to chronicle the growing impact of this population on the U.S.
- “Fact tank,” not a think tank

Hispanics Projected to be the Largest School-age Population by 2050



Source: U.S. Census Bureau, Population Division, National Population Projections
Released 2008

Hispanic Undergraduates are More Likely to Enroll at 2-year and Less-than-2-year Institutions



Source: National Center for Education Statistics, Fall 2009 IPEDS enrollment data

40-year Work-life Earnings for Hispanic Full-time, Full-year Workers

In millions of dollars	<u>Male</u>	<u>Female</u>
9 - 12th grade	1.1	0.8
High School completer	1.3	1.0
Some college	1.7	1.3
Associate's degree	1.8	1.4
Bachelor's degree	2.1	1.7
Master's degree	2.8	2.3
Professional degree	3.1	2.3
Doctorate degree	3.1	2.6

Share of Hispanic 18-24 Year-Olds High School Graduates Enrolled in College, 1972-2010



Source: Pew Hispanic Center analysis of the October 2010 Current Population Survey and U.S. Census Bureau, Current Population Survey, 1967 to 2009.